

Sweden's Central Government Debt

30 September 2022

CENTRAL GOVERNMENT DEBT

	Change from previous month	Outstanding amount, SEK
A. Nominal amount, incl. assets under management	6 686 867 497	979 699 530 428
Accrued inflation compensation (uplifting amount)	839 486 470	36 167 279 244
Exchange rate effect	3 886 385 879	22 637 297 197
B. Nominal uplifted amount at current exchange rate incl. assets under management	11 412 739 845	1 038 504 106 869
Assets under management, current exchange rate	-9 176 146 767	34 865 968 858
Official measure of the central government's gross debt:		
C. CENTRAL GOVERNMENT DEBT	2 236 593 079	1 073 370 075 727

CENTRAL GOVERNMENT DEBT INCLUDING ON-LENDING AND ASSETS UNDER MANAGEMENT

	Change from previous month	Outstanding amount, SEK
On-lending	-3 204 232 520	-104 459 276 120
Assets under management	9 176 146 767	-34 865 968 858
D. CENTRAL GOVERNMENT DEBT INCLUDING ON-LENDING AND ASSETS UNDER MANAGEMENT	8 208 507 325	934 044 830 749

The Central government debt is calculated as the value of outstanding debt instruments, mainly bonds and treasury bills, at the reporting date, calculated in accordance with established principles, see below. Within the framework of debt management are also certain assets. There are funds temporarily invested in the money market until they are used to pay expenses in the state budget or maturing loans. The assets mean that the actual liability is less than the sum of outstanding debt instruments. This report presents both the liabilities and assets since our aim is to achieve a fair and transparent reporting of government indebtedness.

Nominal (face value) amount (in A above) is the sum of the amounts that the Debt Office is committed to paying when a debt instrument matures and receives at maturity if it is an asset. The amount is reported in SEK at the exchange rate at the time of borrowing. The next step in the calculation of public debt (in B above) is to report the nominal amounts at the current exchange rate and add the accrued inflation compensation for outstanding inflation-linked government bonds (this measure is called the uplifted amount at current exchange rate). These measures show the government debt when assets under management is taken into account.

The official measure of government debt (in C above) is defined based on principles laid down at EU level. It accounts for the Central government gross debt, without regard to the assets. To obtain this measurement, we add the financial assets to measure B.

The Debt Office also reports "Central government debt including on-lending and assets under management" (under D above). This includes not only the assets under management but also certain other financial assets, namely on-lending to the Riksbank and foreign states. This measure is used in the management of government debt in accordance with guidelines adopted by the government and in our internal risk management. On-lending is a government claim, but not in the same manner as assets under management available for payment of government spending.

Liabilities are reported with a positive sign and assets with a negative. Change refers to a change of the nominal amount from the previous month. The account is based on business day. However, note that issue date and maturity date refer to settlement date.

CAPITAL MARKET

Government bonds

Bond	Date of Issue	Time to maturity	Duration	Change	Nominal amount, SEK
SGB 1057 1.5% 13 Nov 23	2012-10-22	1,1	1,1	0	103 135 000 000
SGB 1058 2.5% 12 May 25	2014-02-03	2,6	2,5	250 000 000	77 876 000 000
SGB 1059 1.0% 12 Nov 26	2015-05-22	4,1	4,0	0	83 914 000 000
SGB 1060 0.75% 12 May 28	2017-01-27	5,6	5,5	2 000 000 000	64 513 000 000
SGB 1061 0.75% 12 Nov 29	2018-06-01	7,1	6,9	0	66 339 000 000
SGB 1062 0.125% 12 May 31	2020-03-27	8,6	8,6	0	52 140 000 000
SGB 1056 2.25% 1 Jun 32	2012-03-20	9,7	8,7	1 750 000 000	50 564 000 000
SGB 1065 1.75% 11 Nov 33	2022-05-06	11,1	10,0	0	14 500 000 000
SGB 1053 3.5% 30 Mar 39	2009-03-30	16,5	13,0	0	43 213 450 000
SGB 1063 0.5% 24 Nov 45	2020-11-24	23,2	21,5	0	17 472 000 000
SGB 1064 1,375% 23 Jun 71	2021-06-23	48,8	32,1	0	10 000 000 000
		7,2	6,2	4 000 000 000	583 666 450 000

Inflation-linked bonds

Bond	Date of Issue	Time to maturity	Duration	Inflation compensation	Including inflation compensation	Change	Nominal amount, SEK
SGB IL 3109 1.0% 1 Jun 25	2014-02-11	2,7	2,6	6 500 566 754	41 878 566 754	225 000 000	35 378 000 000
SGB IL 3112 0.125% 1 Jun 26	2016-02-15	3,7	3,7	6 000 591 280	38 358 591 280	400 000 000	32 358 000 000
SGB IL 3113 0.125% 1 Dec 27	2017-02-06	5,2	5,1	4 140 453 247	28 606 453 247	600 000 000	24 466 000 000
SGB IL 3103 3.5% 1 Dec 28	1998-06-26	6,2	5,6	517 475	1 517 475	0	1 000 000
SGB IL 3104 3.5% 1 Dec 28	1999-04-22	6,2	5,6	12 646 739 386	40 643 029 386	150 000 000	27 996 290 000
SGB IL 3114 0.125% 1 Jun 30	2020-02-10	7,7	7,6	2 041 777 673	21 347 777 673	400 000 000	19 306 000 000
SGB IL 3111 0.125% 1 Jun 32	2015-04-30	9,7	9,6	4 440 517 427	26 994 017 427	0	22 553 500 000
SGB IL 3115 0.125% 1 Jun 39	2021-09-06	16,7	16,5	396 116 004	4 812 616 004	-135 000 000	4 416 500 000
		5,7	5,5	36 167 279 244	202 642 569 244	1 640 000 000	166 475 290 000

Green bonds

Bond	Date of Issue	Time to maturity	Duration	Change	Nominal amount, SEK
EUB G SEK 0.125% 9 Sep 30	2020-09-09	7,9	7,9	0	20 000 000 000
		7,9	7,9	0	20 000 000 000

Public bonds in foreign currencies

Bond	Date of Issue	Time to maturity	Duration	Foreign currencies	Current exchange rate	Change	Nominal amount, SEK
EUB USD 0.125% 14 Oct 22	2020-10-14	0,0	0,0	2 500 000 000	27 728 625 000	0	22 277 000 000
EUB USD 2.375% 15 Feb 23	2018-01-11	0,4	0,4	3 000 000 000	33 274 350 000	0	24 396 900 000
EUB EUR 0.125% 24 Apr 23	2018-01-24	0,6	0,6	4 000 000 000	43 456 301 120	0	39 302 711 760
ESB EUR 9.405% 28 Dec 26	1996-04-09	4,2	3,5	33 205 918	360 751 589	0	295 090 240
		0,4	0,4		104 820 027 709	0	86 271 702 000

Private placements in foreign currencies etc.

Instrument	Time to maturity	Duration	Inflation compensation	Current exchange rate incl. infl. compensation	Change	Nominal amount, SEK

Sum: Capital market

5 640 000 000

856 413 442 000

MONEY MARKET

T-bills

T-bill	Issue date	Time to maturity	Duration	Change	Nominal amount, SEK
STB 21 Sep 22	2021-09-03	-	-	-22 500 000 000	0
STB 19 Oct 22	2022-07-08	0,1	0,0	0	10 000 000 000
STB 16 Nov 22	2022-08-05	0,1	0,1	0	12 500 000 000
STB 21 Dec 22	2021-12-10	0,2	0,2	10 000 000 000	22 483 000 000
STB 15 Mar 23	2022-03-04	0,5	0,5	0	12 500 000 000
		0,2	0,2	-12 500 000 000	57 483 000 000

Liquidity management instruments

Instrument	Gross debt, SEK	Change	Nominal amount, SEK
Commercial paper, foreign currencies	0	-14 486 383 000	0
Commercial paper, foreign currencies	0	-14 486 383 000	0
Bank accounts, foreign currencies	7 870 706	137 811 881	-16 311 346
Deposits, SEK	32 386 000 000	22 939 000 000	32 386 000 000
Deposits, accounts	32 393 870 706	23 076 811 881	32 369 688 654
Repos, Government bonds	66 500 243 280	1 995 703 391	64 455 231 513
Repos, Inflation-linked bonds	485 803 582	-38 751 786	-72 814 139
Repos, T-bills	1 031 303 062	-5 738 093 035	-4 747 745 866
Repos, Swedish government papers	68 017 349 924	-3 781 141 430	59 634 671 508
Certificate Riksbanken, holdings	0	20 941 000 000	-7 851 000 000
Commercial paper, holdings	0	-6 997 701 934	-6 997 701 934
Government securities, holdings of other states	0	-4 797 521 235	-4 797 521 235
Mortgage bonds, holdings	0	3 000 000 000	0
Securities holdings	0	12 145 776 831	-19 646 223 169
	100 411 220 630	16 955 064 282	72 358 136 993

Collateral

Instrument	Gross debt, SEK	Change	Nominal amount, SEK
Credit Support Annex to ISDA, foreign currencies	0	-2 000 261 285	-2 160 538 651
Credit Support Annex to ISDA, SEK	0	-1 208 300 000	-2 346 600 000
Margins, CCP	0	-189 370 195	-1 985 456 651
Margins, Futures	0	-10 125 307	-62 711 655
	0	-3 408 056 787	-6 555 306 957

Sum: Money market

1 047 007 495 123 285 830 036

ALL MARKETS INCL. ASSETS UNDER MANAGEMENT

Change

Nominal amount

Sum of nominal amounts. Under A on page 1.

6 686 867 497

979 699 530 428

APPENDIX

Different debt classes, including on-lending and assets under management

Debt class	Nominal amount	Current exchange rate and uplifting amount	Time to maturity	Duration	Share
Foreign currency debt	103 835 707 448	107 990 340 285	0,40	0,15	11,6
Inflation-linked debt	166 475 290 000	202 642 569 244	5,72	5,54	21,7
Nominal krona debt	623 411 921 220	623 411 921 220	5,91	5,91	66,7
	893 722 918 668	934 044 830 749	5,38	5,15	100,0

Nominal SEK debt, including assets under management

Instrument	Nominal amount, SEK
Government bonds	583 666 450 000
Liquidity management	84 169 671 508
T-bills	57 483 000 000
Green bonds	20 000 000 000
Collateral	-4 331 912 294
Swaps between SEK and foreign currencies	-6 746 750 000
Foreign exchange forwards, SEK	-110 828 537 994
	623 411 921 220

Inflation-linked SEK debt

Instrument	Nominal amount, SEK	Inflation compensation, SEK	Inflation-linked debt, SEK
Inflation-linked bonds	166 475 290 000	36 167 279 244	202 642 569 244
	166 475 290 000	36 167 279 244	202 642 569 244

Foreign currency debt, incl. on-lending and money market assets

Instrument	Nominal amount, SEK	Exchange rate effects, SEK	Foreign curr. debt, SEK
Foreign exchange forwards, SEK	110 828 537 994	2 181 729 026	113 010 267 020
Public bonds, foreign currencies	86 271 702 000	18 548 325 709	104 820 027 709
Swaps between SEK and foreign currencies	6 746 750 000	1 801 311 934	8 548 061 934
Other foreign currency debt	258 392	363 508 791	363 767 183
Collateral	-2 223 394 663	0	-2 223 394 663
Liquidity management	-11 811 534 515	-257 578 263	-12 069 112 778
On-lending	-85 976 611 760	-18 482 664 360	-104 459 276 120
	103 835 707 448	4 154 632 837	107 990 340 285

Foreign currency debt excluding on-lending	189 812 319 208	22 637 297 197	212 449 616 405
--	-----------------	----------------	-----------------

Swaps, nominal amount

Maturity year	Interest rate swaps in SEK	Cross currency swaps between SEK and foreign currencies, SEK	Interest rate swaps total, SEK
2022	7 150 000 000	2 000 000 000	9 150 000 000
2023	12 800 000 000	5 000 000 000	17 800 000 000
2024	9 550 000 000	2 500 000 000	12 050 000 000
2025	11 400 000 000	0	11 400 000 000
2026	3 000 000 000	0	3 000 000 000
2027	900 000 000	0	900 000 000
2029	500 000 000	0	500 000 000
2030	100 000 000	0	100 000 000
2032	1 350 000 000	0	1 350 000 000
	46 750 000 000	9 500 000 000	56 250 000 000

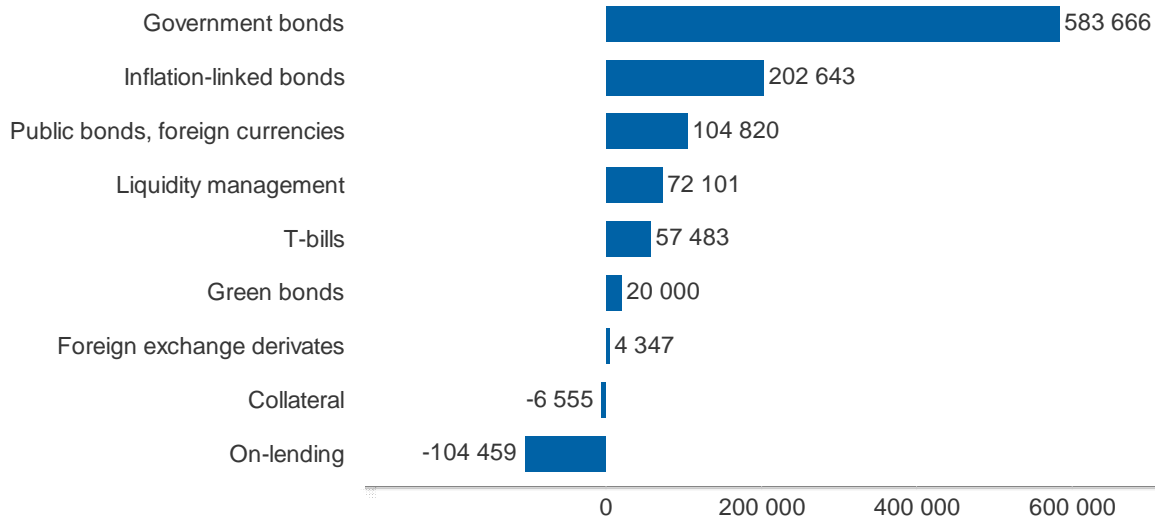
Debt and assets in liquidity management and payments of collateral

Instrument	Nominal amount	Gross debt	Assets	Current exchange rate
Credit Support Annex to ISDA	-4 507 138 651	0	-4 507 138 651	-4 507 138 651
Deposits, accounts	32 369 688 654	32 393 870 706	-24 182 053	-24 182 053
Margins, CCP	-1 985 456 651	0	-1 985 456 651	-1 985 456 651
Margins, Futures	-62 711 655	0	-62 711 655	-62 711 655
Repos, Swedish government papers	59 634 671 508	68 017 349 924	-8 382 678 416	-8 382 678 416
Securities holdings	-19 646 223 169	0	-19 646 223 169	-19 903 801 432
	65 802 830 036	100 411 220 630	-34 608 390 595	-34 865 968 858

Overview of central government's debt, SEK mn

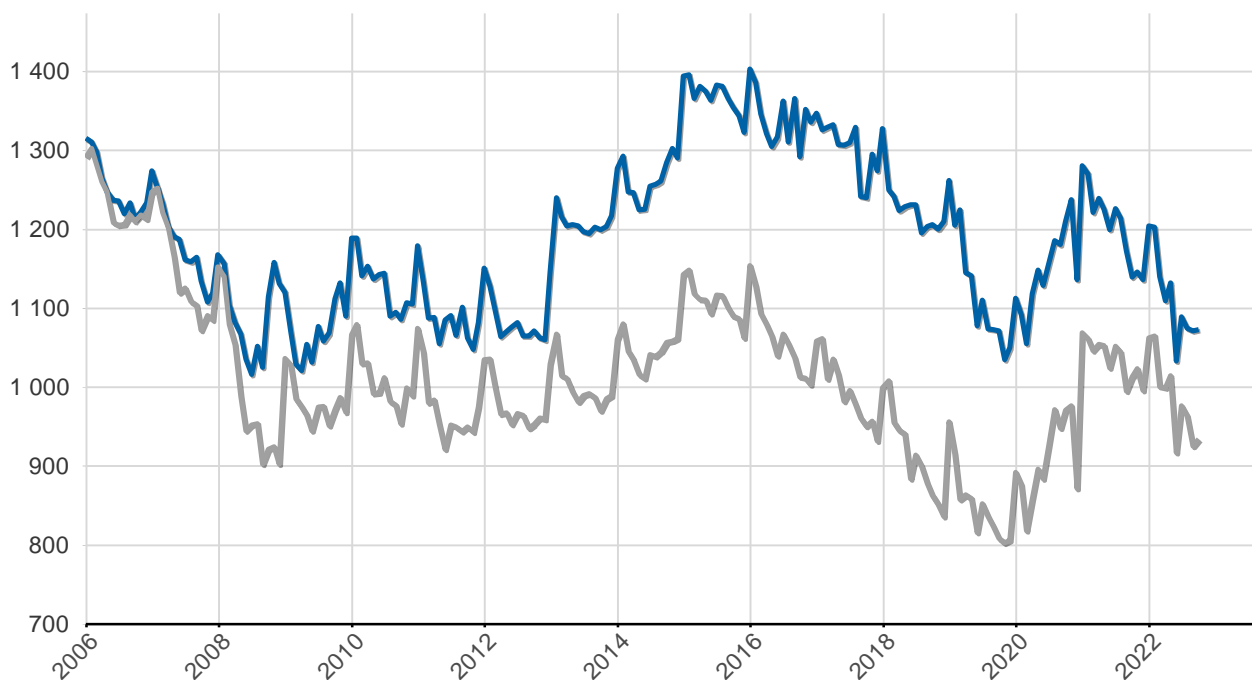
	A. Nominal amount	B. Current exchange rate	Share %	Maturity year	Duration year	C. Government debt	D. Incl. on-lending	Share %	D. Market-value
Government bonds	583 666	583 666	56,2	7,2	6,2	583 666	583 666	62,5	563 380
Inflation-linked bonds	166 475	202 643	19,5	5,7	5,5	202 643	202 643	21,7	218 780
Public bonds, foreign currencies	86 272	104 820	10,1	0,4	0,4	104 820	104 820	11,2	104 440
Green bonds	20 000	20 000	1,9	7,9	7,9	20 000	20 000	2,1	17 031
Capital market	856 413	911 129	87,7	6,1	5,4	911 129	911 129	97,5	903 632
T-bills	57 483	57 483	5,5	0,2	0,2	57 483	57 483	6,2	57 299
Liquidity management	72 358	72 101	6,9	-0,0	-0,0	100 411	72 101	7,7	72 162
Collateral	-6 555	-6 555	-0,6	0,0	0,0	0	-6 555	-0,7	-6 433
Money market	123 286	123 028	11,8	0,1	0,1	157 894	123 028	13,2	123 028
Interest rate derivatives	0	0	0,0	-	-53,6	0	0	0,0	1 478
Foreign exchange derivatives	0	4 347	0,4	-	-1,1	4 347	4 347	0,5	4 358
Derivatives market	0	4 347	0,4	-	-14,4	4 347	4 347	0,5	5 837
On-lending	0	0	0,0	-	-	0	-104 459	-11,2	-103 961
On-lending	0	0	0,0	-	-	0	-104 459	-11,2	-103 961
	979 700	1 038 504	100,0	5,4	4,7	1 073 370	934 045	100,0	928 535

D. Central government debt including on-lending and assets under management, SEK mn



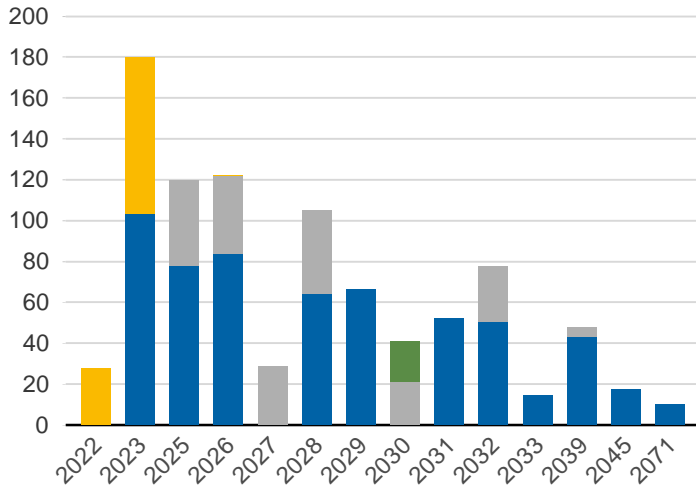
Central government debt and Debt including on-lending and assets under management, SEK bn

— C. Central government debt — D. Debt including on-lending



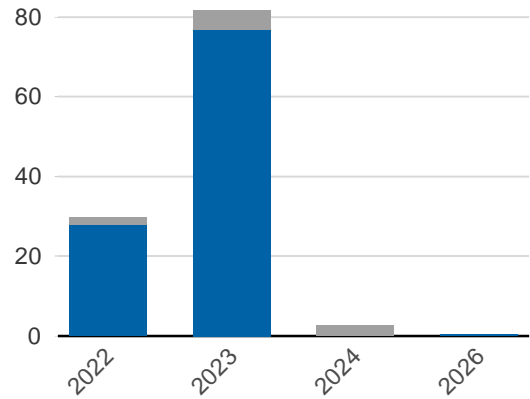
Capital market maturities, uplifted values at current exchange rates, SEK bn

■ Government bonds
 ■ Bonds, for. currencies
 ■ Inflation-linked bonds
 ■ Green bonds

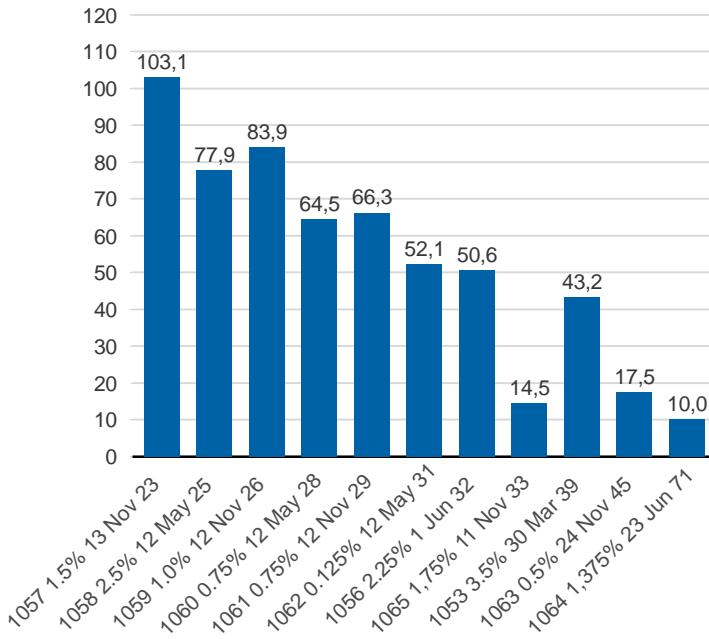


Foreign currency debt on capital markets including swaps, current exchange rates, SEK bn

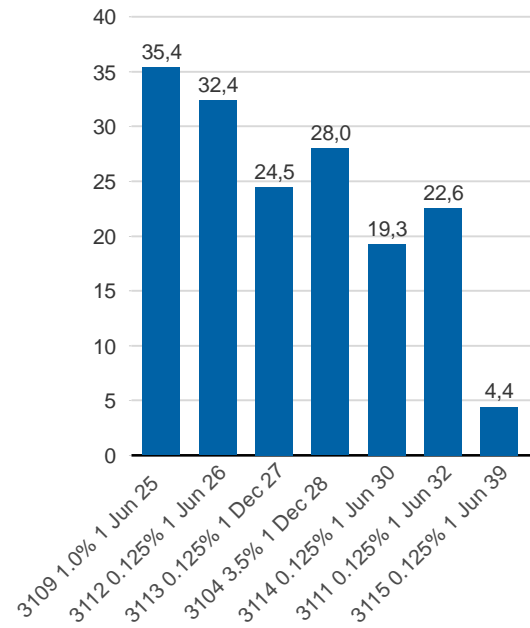
■ Cross currency swaps between SEK and other currencies
 ■ Bonds in foreign currencies



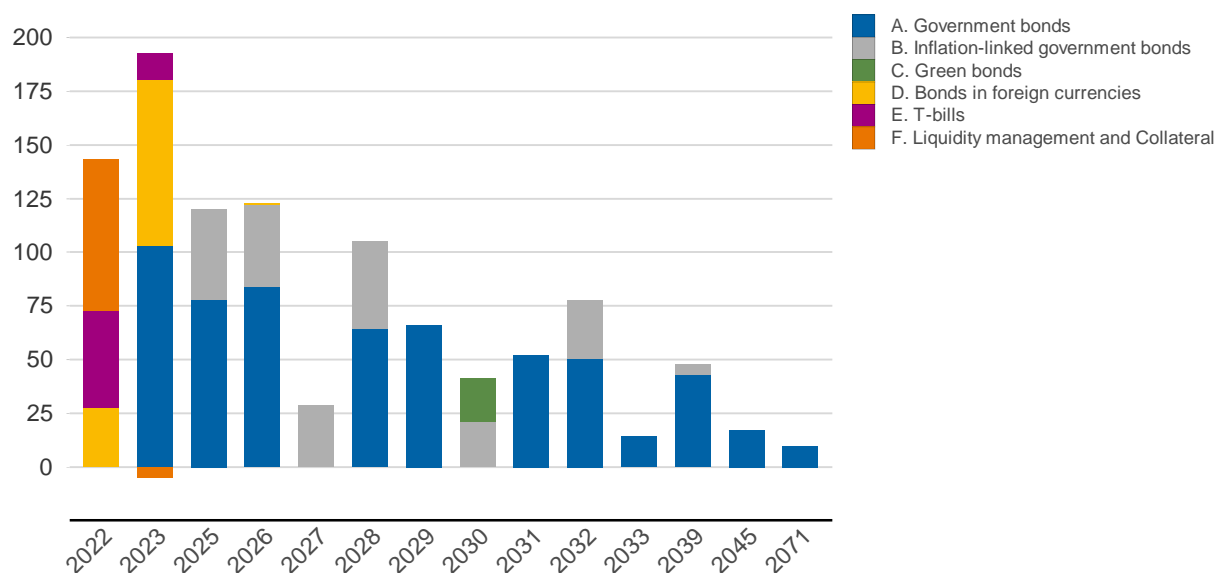
Government bonds, nominal, SEK bn



Inflation-linked bonds, nominal, SEK bn

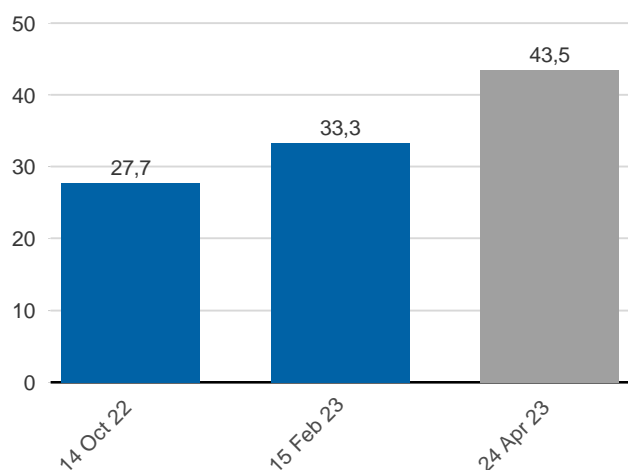


Maturities for the total debt, current exchange rate incl. assets under management, SEK bn



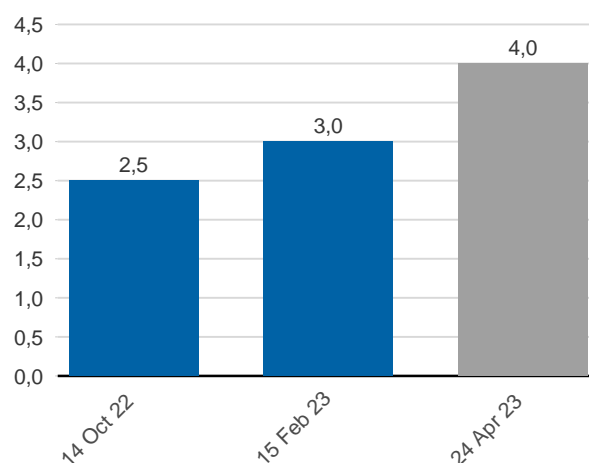
Publ. bonds, euro and dollar, curr. exchange rate, SEK bn

EUR USD



Publ. bonds in foreign currencies, bn in resp. currency

EUR USD



On-lending

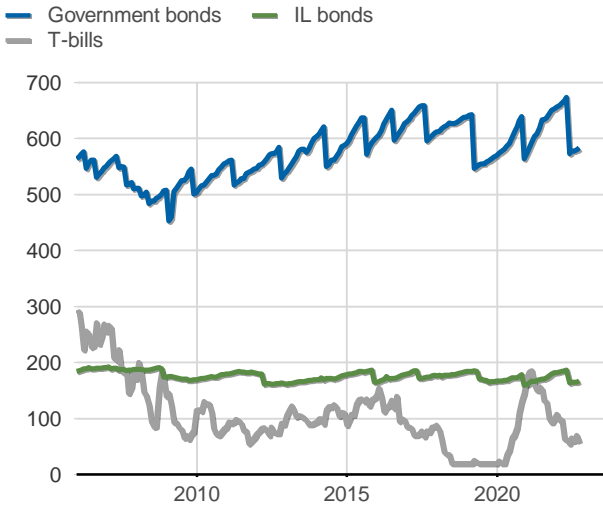
Institution	EUR	USD	Nominal amount	Current exchange rate
On-lending to the Riksbank, capital market	4 000 000 000	5 500 000 000	85 976 611 760	104 459 276 120
	4 000 000 000	5 500 000 000	85 976 611 760	104 459 276 120

On-lending to the Riksbank, redemptions

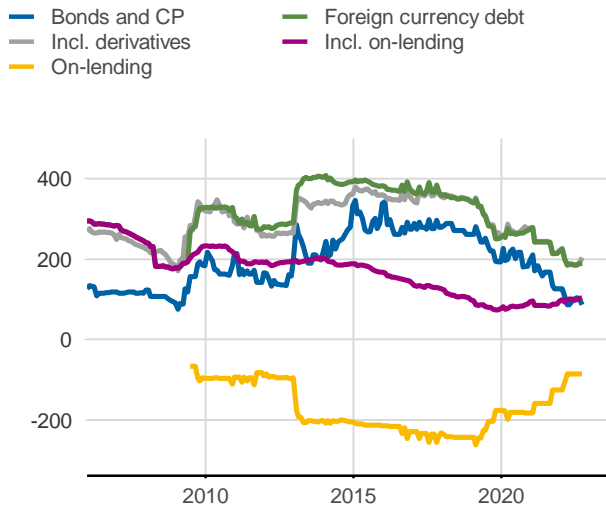
Current exchange rate, SEK	Money market	Capital market	Amount, SEK
	0	104 459 276 120	104 459 276 120
Nominal amount, SEK	Money market	Capital market	Amount, SEK
2022-10-14	0	22 277 000 000	22 277 000 000
2023-02-15	0	24 396 900 000	24 396 900 000
2023-04-24	0	39 302 711 760	39 302 711 760
	0	85 976 611 760	85 976 611 760

Maturity date	Dollar	Euro
Nominal amount, respective currency		
2022-10-14	2 500 000 000	0
2023-02-15	3 000 000 000	0
2023-04-24	0	4 000 000 000
	5 500 000 000	4 000 000 000

Government bonds, inflation-linked bonds and T-bills, nominal amounts, SEK bn



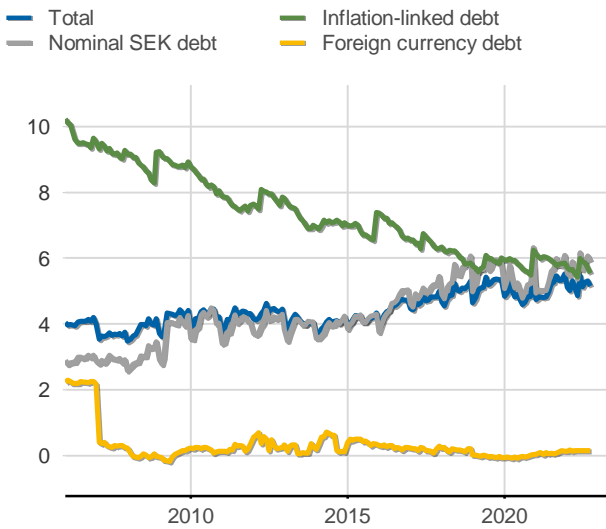
Foreign currency debt incl. on-lending grouped by instruments, nominal amount, SEK bn



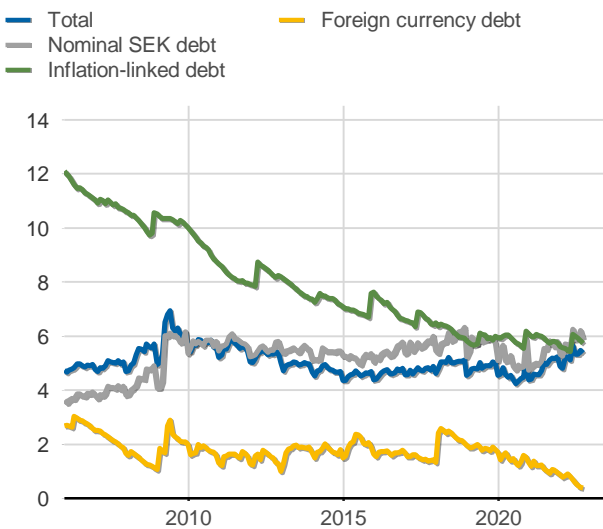
Debt shares, including on-lending, per cent



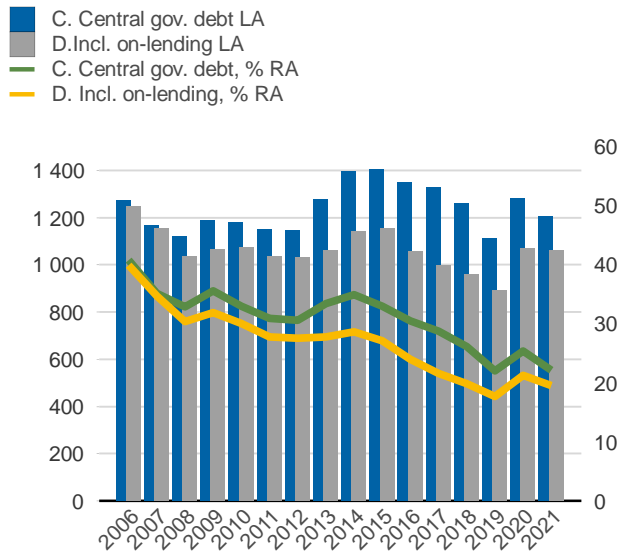
Duration for the total debt and respective debt class, including on-lending, years



Time to maturity, excluding on-lending, years



Central government debt and Debt including on-lending, SEK bn and per cent of GDP



Note: Time to maturity for the foreign currency debt concerns only bonds and Commercial paper.

Financing of the government's debt, including and excluding financing of on-lending, nominal SEK bn

Currency	Instrument	Nominal amount, SEK	Per cent	Excluding on-lending	Per cent	On-lending
SEK	Government bonds	583 666 450 000	59,6	583 666 450 000	65,3	0
	Inflation-linked bonds	166 474 290 000	17,0	166 474 290 000	18,6	0
	Liquidity management	84 169 671 508	8,6	84 169 671 508	9,4	0
	T-bills	57 483 000 000	5,9	57 483 000 000	6,4	0
	Green bonds	20 000 000 000	2,0	20 000 000 000	2,2	0
	Other capital market debt	1 000 000	0,0	1 000 000	0,0	0
	Collateral	-4 331 912 294	-0,4	-4 331 912 294	-0,5	0
		907 462 499 214	92,6	907 462 499 214	101,5	0
Foreign currency debt	Bonds in foreign currencies	86 271 702 000	8,8	295 090 240	0,0	85 976 611 760
	Liquidity management	-11 811 534 515	-1,2	-11 811 534 515	-1,3	0
	Collateral	-2 223 394 663	-0,2	-2 223 394 663	-0,2	0
		72 236 772 822	7,4	-13 739 838 938	-1,5	85 976 611 760
		979 699 272 036	100,0	893 722 660 276	100,0	85 976 611 760

Government bonds, inflation-linked government bonds, bonds in foreign currencies and T-bills

Instrument	Bonds	Series	Currency	ISIN-number	ISIN US 144A	Coupon rate	Issue date	Maturity date	Initial time to maturity	Volume resp. currency
Government bonds	SGB 1057 1.5% 13 Nov 23	1057	SEK	SE0004869071		- 1,5	2012-10-22	2023-11-13	11,1	103 135 000 000
	SGB 1058 2.5% 12 May 25	1058	SEK	SE0005676608		- 2,5	2014-02-03	2025-05-12	11,3	77 876 000 000
	SGB 1059 1.0% 12 Nov 26	1059	SEK	SE0007125927		- 1	2015-05-22	2026-11-12	11,5	83 914 000 000
	SGB 1060 0.75% 12 May 28	1060	SEK	SE0009496367		- 0,75	2017-01-27	2028-05-12	11,3	64 513 000 000
	SGB 1061 0.75% 12 Nov 29	1061	SEK	SE0011281922		- 0,75	2018-06-01	2029-11-12	11,5	66 339 000 000
	SGB 1062 0.125% 12 May 31	1062	SEK	SE0013935319		- 0,125	2020-03-27	2031-05-12	11,1	52 140 000 000
	SGB 1056 2.25% 1 Jun 32	1056	SEK	SE0004517290		- 2,25	2012-03-20	2032-06-01	20,2	50 564 000 000
	SGB 1065 1,75% 11 Nov 33	1065	SEK	SE0017830730		- 1,75	2022-05-06	2033-11-11	11,5	14 500 000 000
	SGB 1053 3.5% 30 Mar 39	1053	SEK	SE0002829192		- 3,5	2009-03-30	2039-03-30	30,0	43 213 450 000
	SGB 1063 0.5% 24 Nov 45	1063	SEK	SE0015193313		- 0,5	2020-11-24	2045-11-24	25,0	17 472 000 000
	SGB 1064 1,375% 23 Jun 71	1064	SEK	SE0016102115		- 1,375	2021-06-23	2071-06-23	50,0	10 000 000 000
	SGB IL 3109 1.0% 1 Jun 25	3109	SEK	SE0005703550		- 1	2014-02-11	2025-06-01	11,3	35 378 000 000
	SGB IL 3112 0.125% 1 Jun 26	3112	SEK	SE0008014062		- 0,125	2016-02-15	2026-06-01	10,3	32 358 000 000
	SGB IL 3113 0.125% 1 Dec 27	3113	SEK	SE0009548704		- 0,125	2017-02-06	2027-12-01	10,8	24 466 000 000
	SGB IL 3104 3.5% 1 Dec 28	3104	SEK	SE0000556599		- 3,5	1999-04-22	2028-12-01	29,6	27 996 290 000
	SGB IL 3103 3.5% 1 Dec 28	3103	SEK	SE0000479453		- 3,5	1998-06-26	2028-12-01	30,5	1 000 000
SGB IL 3114 0.125% 1 Jun 30	3114	SEK	SE0013748258		- 0,125	2020-02-10	2030-06-01	10,3	19 306 000 000	
SGB IL 3111 0.125% 1 Jun 32	3111	SEK	SE0007045745		- 0,125	2015-04-30	2032-06-01	17,1	22 553 500 000	
SGB IL 3115 0.125% 1 Jun 39	3115	SEK	SE0016786560		- 0,125	2021-09-06	2039-06-01	17,7	4 416 500 000	
Public bonds, foreign currencies	EUB USD 0.125% 14 Oct 22		USD	XS2243306003	US87020D2B95	0,125	2020-10-14	2022-10-14	2,0	2 500 000 000
	EUB USD 2.375% 15 Feb 23		USD	XS1748232862	US87020DBC74	2,375	2018-01-11	2023-02-15	5,1	3 000 000 000
	EUB EUR 0.125% 24 Apr 23		EUR	XS1756338551	XS1756368202	0,125	2018-01-24	2023-04-24	5,2	4 000 000 000
	ESB EUR 9.405% 28 Dec 26		EUR	ES0273315038		- 9,405	1996-04-09	2026-12-28	30,7	33 205 918
T-bills	STB 19 Okt 22		SEK	SE0018245821		- ZC	2022-07-08	2022-10-19	0,3	10 000 000 000
	STB 16 Nov 22		SEK	SE0018397499		- ZC	2022-08-05	2022-11-16	0,3	12 500 000 000
	STB 21 Dec 22		SEK	SE0017133655		- ZC	2021-12-10	2022-12-21	1,0	22 483 000 000
Green bonds	STB 15 Mar 23		SEK	SE0017564297		- ZC	2022-03-04	2023-03-15	1,0	12 500 000 000
	EUB G SEK 0.125% 9 Sep 30		SEK	XS2226974504	XS2226974413	0,125	2020-09-09	2030-09-09	10,0	20 000 000 000

DEBT SHARES AND TIME TO MATURITY AS MEASURED IN RISK MANAGEMENT

The government decides on guidelines for central government debt maturity and the distribution between types of debt: Nominal krona debt, Inflation-linked debt and Foreign currency Debt.

The measure of debt used in risk management is the central government's uplifted amount at current exchange rate including claims in on-lending and assets under management. Positions taken with derivatives to actively manage exposure in the debt is not included. Derivative transactions affecting the allocation between different debt classes is on the other hand included.

The maturity is measured with duration (Macaulay). The table shows the debt measure used in risk management as a monthly average.

Debt shares and duration in Riksgaldens risk management

	Debt measure risk management	Shares monthly average	Duration monthly average
Foreign currency debt	111 400 988 507	12,3	0,14
Inflation-linked debt	201 450 232 094	22,3	5,64
Nominal krona debt	592 398 972 695	65,4	6,31
	905 250 193 296	100,0	5,39

Duration, year, monthly average

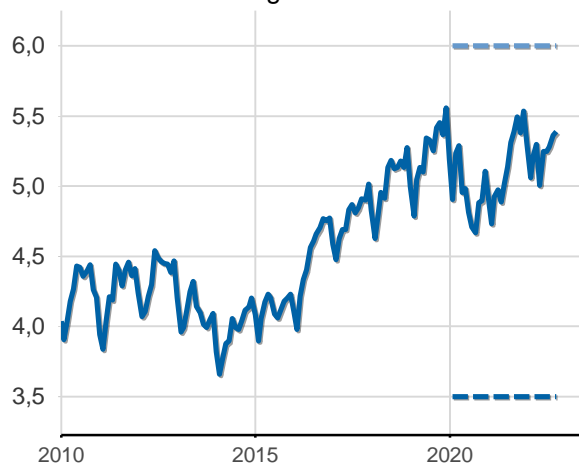
The maturity targets (duration) are from 2020:
Central government debt, within the interval: 3,5-6 years

Debt shares, %, monthly average

The targets for the debt shares from 2020 are:
Inflation-linked debt: 20 %
Foreign currency debt: The foreign currency debt is to be unchanged

— Government debt, years
— Higher target, years
— Lower target, years

Central government debt



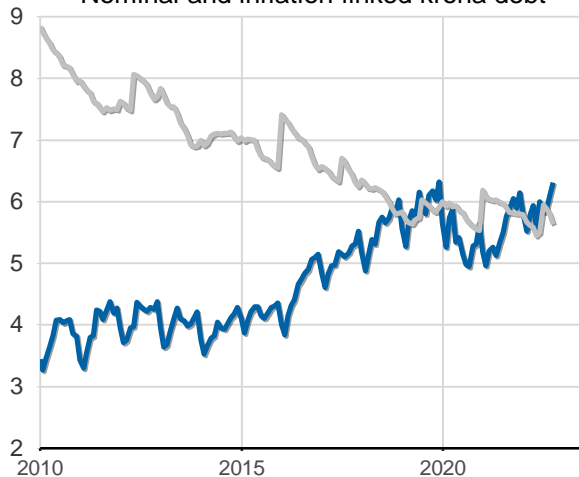
— Target value for Inflation-linked debt
— Inflation-linked debt, %

Share of inflation-linked debt



— Nominal SEK debt, years
— Inflation-linked debt, years

Nominal and inflation-linked krona debt



— Foreign currency debt at actual exchange rate, SEK bn

Foreign currency debt

